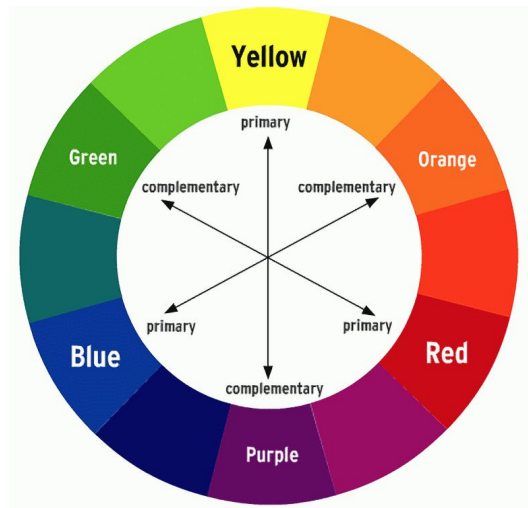


Name:  
Studio in Art  
Ms. Parker (rparker@nfschools.net)

# Project 4

## Color Unit-

### Color Theory Choice Project




---

After fine tuning some drawing foundations and starting to experiment with adding color in the sunshine design, let's explore the relationships of the colors with the color wheel!

Introduction-

[Click here to see Color Mixing Video](#) &  
[Click here to see Color Powerpoint](#)

Vocabulary:

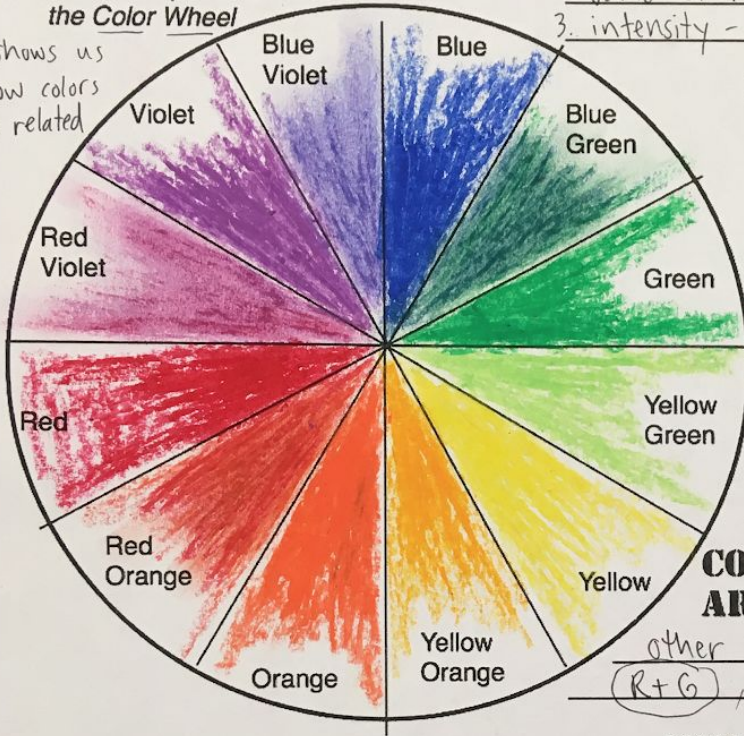


Miss Parker

# ELEMENTS OF ART: COLOR

Paint the spaces on the Color Wheel

\* shows us how colors are related




## COLOR IS WHAT? (explain & give an example)

- \* adds interest and reality to a work of art
- 1. hue - name of a color (from separated white light)
- 2. value - darkness or lightness of a color
- 3. intensity - Brightness or dullness of color

## PRIMARY COLORS

→ can't be mixed to be made  
→ mix the other colors



## TERTIARY COLORS ARE:

(give an example)  
colors made by mixing the primary and secondary colors  
ex: yellow green

## COMPLEMENTARY COLORS ARE:

2 colors opposite each other on the color wheel

(R+G), (B+O), (Y+P)

## ANALOGOUS COLORS ARE:

2-3 colors next to each other on the color wheel (next door neighbors)

## SECONDARY COLORS


B + Y = Green

R + Y = Orange

B + R = Violet

## WARM COLORS

advance / come forward



## COOL COLORS

recede, calming



Paint example of monochromatic



Black second ← blend → White first

## MONOCHROMATIC IS:

One color plus the tints and shades of that color (mono=one, chrom=color)

Tint: color plus white  
Shade: color plus black




## Pick ONE Color Theory Choice Project

### Choice 1: Color Theory Design

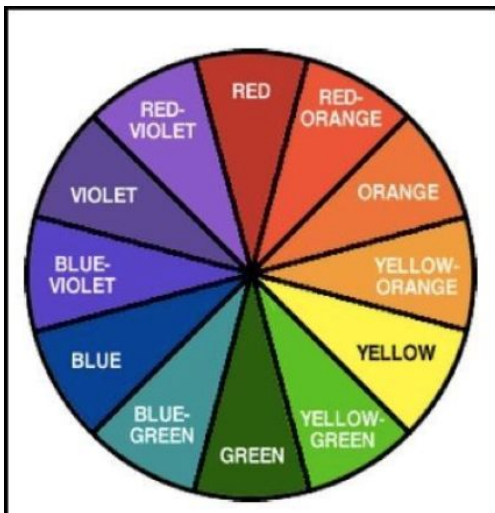
- create a unique design with 12 shapes (it can be a block letter divided into 12 shapes)
- fill in the shapes with 12 colors of the color wheel
  - (in a flowing/consecutive order, not random or it won't read like a rainbow)
- any medium/materials can be used
- Send a picture of your artwork to: [missparker.nf.art@gmail.com](mailto:missparker.nf.art@gmail.com)
- Project reflection form at the end (rubric self grade and Artist Statement-Critique)

Examples:



For Ideas, Google: Color Wheel Design and/or Color Theory Design


### Choice 2: Found Object Color Wheel



- Try your best to find at least 12 objects showing the 12 colors of the color wheel
- Assemble them in the order of the color wheel the best you can

- Send a picture of your artwork to: [missparker.nf.art@gmail.com](mailto:missparker.nf.art@gmail.com)
- Project reflection form at the end (rubric self grade and Artist Statement-Critique)

Examples:



For Ideas, Google: Found Object Color Wheel

● Project 4 reflection form: Pick your best 5 criteria to paste into rubric, self grade and reflect with Artist Statement-Critique:

- Creative Process- from start to finish (Artist Research and Planning to Final Artwork)
- Composition- Overall Layout/ Use of Space
- Uniqueness of Design
- Color Accuracy- colors are mixed and/or ordered correctly according to the color wheel, avoiding brown
- Inspirations/ Emotion/ Content (meaning)
- Media/ Materials/ Experimentation
- Craftsmanship- control of the medium
- Creativity/ Ingenuity/ Inventiveness- (thinking outside the box) How well did you figure this out at home?
- Clean Up and Overall Effort

Rubric- Color Theory Choice Project				
<b>Performance Task:</b> Create/assemble a design or color wheel with any medium showing the relationship of all 12 colors in the color wheel.				
Student Selected Criteria:	<u>Advanced</u> :D	<u>Proficient</u> :)	<u>Minimal</u> :/	<u>Did Not Meet</u> :(
1.				
2.				
3.				
4.				
5.				
Teacher Grade in Powerschool- "Collected" or "Incomplete"				
<b>Artist Statement-Critique</b>				
<i>Artist Inspiration:</i>				

What inspired your artwork or is there a theme? What were you thinking of when you were creating?

- 

*Artist Evolution:*

How did you evolve or grow as an artist? Is there anything you learned or got better at?

Which skills did you refine or improve upon about yourself as an artist?

- 

*Artist Reflection:*

What is your favorite part of your project or what do you think is most successful?

- 

If you were to do this project again, what would you do differently next time?

- 

*I hope you enjoyed the project! Feel free to contact me if you have any questions. Halfway done with your art projects!*

*-Ms. Parker*

[rparker@nfschools.net](mailto:rparker@nfschools.net)

Remind: @parkerart

**Pictures to:** [missparker.nf.art@gmail.com](mailto:missparker.nf.art@gmail.com)